

Nom : \_\_\_\_\_

Prénom : \_\_\_\_\_

# Mon livret d'écriture Les majuscules



Ecole du Centre


9 rue des Enfants du Monde

74100 VILLE LA GRAND

Tél : 04-50-37-16-10

Classe : CE1 – Mme GOULLIER

Année scolaire : 2017- 2018




Le .....

1. Trace le chemin dans la lettre majuscule



2. Repasse les modèles en pointillés.



3. Continue suivant le modèle

A handwriting practice section with multiple rows of horizontal lines. The first row shows a large uppercase 'O' with red arrows and numbers '1' and '2' indicating stroke order, followed by two solid 'O's and a gap. The next three rows each show two solid 'O's on the left and one on the right. The final three rows show the words 'Océane', 'Octave', and 'L'Orion' written in cursive on the left and right sides of the lines, with a gap in the middle for copying practice.

4. Recopie cette phrase en écriture cursive.



☒ Octave et Olivia observent Orion.






Le .....

1. Trace le chemin dans la lettre majuscule



2. Repasse les modèles en pointillés.



3. Continue suivant le modèle



Quentin

Quentin

Queyras

Queyras

Québec


Québec

4. Recopie cette phrase en écriture cursive.

Quand je serai grand, j'irai au Québec.

le loup

le lo




# U u U u

Le .....

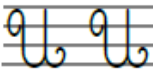


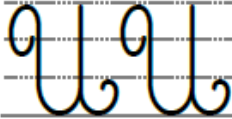
1. Trace le chemin dans la lettre majuscule



2. Repasse les modèles en pointillés.



3. Continue suivant le modèle



Umran

Umran

Ulysse

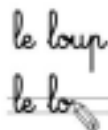
Ulysse

Ushuaia

Ushuaia

4. Recopie cette phrase en écriture cursive.

Ursule utilise un ustensile en Uruguay.






Le .....






1. Trace le chemin dans la lettre majuscule



2. Repasse les modèles en pointillés.

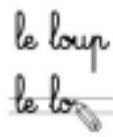


3. Continue suivant le modèle



4. Recopie cette phrase en écriture cursive.

Vienne et Valence sont de vieilles villes.




W w W w

Le .....







1. Trace le chemin dans la lettre majuscule



2. Repasse les modèles en pointillés.

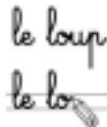


3. Continue suivant le modèle



4. Recopie cette phrase en écriture cursive.

Willy vole un wagon en Wallonie.






Le .....




1. Trace le chemin dans la lettre majuscule



2. Repasse les modèles en pointillés.


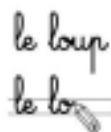


3. Continue suivant le modèle



4. Recopie cette phrase en écriture cursive.

Yvonne part en voyage au Yémen.




A a A a

Le .....

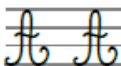


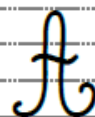

1. Trace le chemin dans la lettre majuscule



2. Repasse les modèles en pointillés.



3. Continue suivant le modèle



Annaëlle

Annaëlle

Arènes

Arènes


Arthur

Arthur

4. Recopie cette phrase en écriture cursive.

Au mois d'août, Anna ira en Alsace.

le loup  
le loup






# M m M m

Le .....

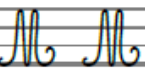


1. Trace le chemin dans la lettre majuscule



2. Repasse les modèles en pointillés.



3. Continue suivant le modèle



Maxime

Maxime

Marco

Marco

Merve

Merve

Maëlys

Maëlys

4. Recopie cette phrase en écriture cursive.

Mardi, Malo mange à Marseille.

le loup  
le loup




# N n N n

Le .....

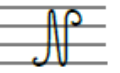
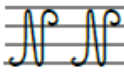

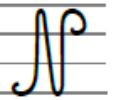


1. Trace le chemin dans la lettre majuscule



2. Repasse les modèles en pointillés.



3. Continue suivant le modèle



Naoé

Naoé

Néfissa

Néfissa

Nice

Nice

4. Recopie cette phrase en écriture cursive.

le loup  
le loup

Nathan nage à Nice.




# B b B b

Le .....





1. Trace le chemin dans la lettre majuscule



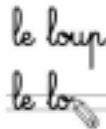
2. Repasse les modèles en pointillés.



3. Continue suivant le modèle



4. Recopie cette phrase en écriture cursive.



☞ Bruno et Barnabé visitent la Bretagne.




D d D d

Le .....

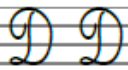
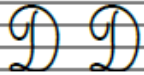
1. Trace le chemin dans la lettre majuscule



2. Repasse les modèles en pointillés.



3. Continue suivant le modèle



Danaël

Danaël

Daphné

Daphné

Danube


Danube

4. Recopie cette phrase en écriture cursive.

le loup

Dimanche, Damien dîne au Danemark.

le lo






Le .....


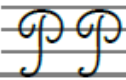
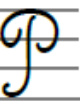
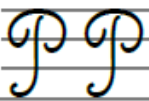
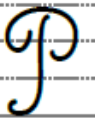
1. Trace le chemin dans la lettre majuscule



2. Repasse les modèles en pointillés.



3. Continue suivant le modèle



Paul

Paul

Perrine

Perrine


Paris


Paris

4. Recopie cette phrase en écriture cursive.

le loup  
le lo

☞ Pascal et Pierre passent à Paris.






Le .....

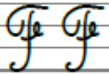
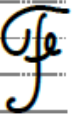

1. Trace le chemin dans la lettre majuscule



2. Repasse les modèles en pointillés.



3. Continue suivant le modèle



Fiona

Fiona

Fabien

Fabien


France

France

4. Recopie cette phrase en écriture cursive.

✂ Florence fait des frites fraîches.

le loup  
le lo




R r R r

Le .....





1. Trace le chemin dans la lettre majuscule



2. Repasse les modèles en pointillés.



3. Continue suivant le modèle



Romane

Romane

Rozzak

Rozzak

Rhône

Rhône

4. Recopie cette phrase en écriture cursive.

☒ Rémi retourne en Roumanie avec René.

le loup  
le loup

Handwriting practice lines for copying the sentence.




Le .....






1. Trace le chemin dans la lettre majuscule



2. Repasse les modèles en pointillés.

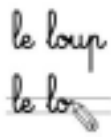


3. Continue suivant le modèle



4. Recopie cette phrase en écriture cursive.

☒ Charlène et Camille campent au Canada.








Le .....


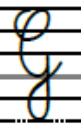
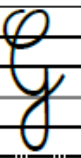

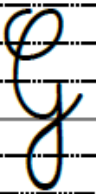
1. Trace le chemin dans la lettre majuscule



2. Repasse les modèles en pointillés.



3. Continue suivant le modèle



Giovann

Giovann


Gabriel

Gabriel

4. Recopie cette phrase en écriture cursive.

le loup  
le lo

✂ Gustave et Gautier gagnent un gâteau à Givors.






Le .....

1. Trace le chemin dans la lettre majuscule



2. Repasse les modèles en pointillés.



3. Continue suivant le modèle



Emma

Emma

Eva

Eva

l'Europe

l'Europe

4. Recopie cette phrase en écriture cursive.



Elise et Emeric vont en Espagne.






Le .....

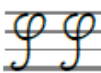

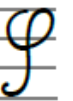
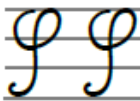
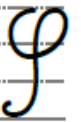

1. Trace le chemin dans la lettre majuscule



2. Repasse les modèles en pointillés.



3. Continue suivant le modèle



Séléna

Séléna

Lam

Lam

Lophie

Lophie

4. Recopie cette phrase en écriture cursive.

le loup  
le loup

Sandrine et Samy vont à Sérézin.






Le .....


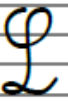
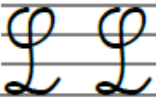
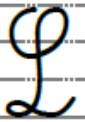

1. Trace le chemin dans la lettre majuscule



2. Repasse les modèles en pointillés.



3. Continue suivant le modèle



Louis

Louis

Laura

Laura

Lyon


Lyon

4. Recopie cette phrase en écriture cursive.

Ludivine et Lucie vont à Lyon.

le loup  
le lo






Le .....

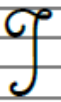
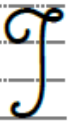
1. Trace le chemin dans la lettre majuscule



2. Repasse les modèles en pointillés.



3. Continue suivant le modèle



Ilona

Ilona

Isidore

Isidore

Irlande


Irlande

4. Recopie cette phrase en écriture cursive.

Isabelle invite Irma en Italie.

le loup  
le loup






Le .....

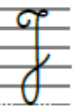

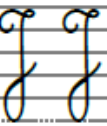
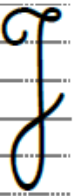


1. Trace le chemin dans la lettre majuscule



2. Repasse les modèles en pointillés.



3. Continue suivant le modèle



Julien

Julien


Julie

Julie

4. Recopie cette phrase en écriture cursive.

le loup  
le lo

☒ Jérémie et Justine jouent au Japon.




# K k K k

Le .....

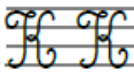

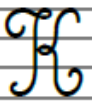
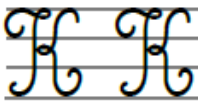
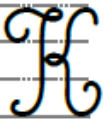
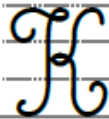
1. Trace le chemin dans la lettre majuscule



2. Repasse les modèles en pointillés.



3. Continue suivant le modèle



Killian

Killian

Kahila

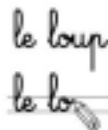
Kahila

Karukera

Karukera

4. Recopie cette phrase en écriture cursive.

Kim mange un kiwi à Kyoto.



\_\_\_\_\_

\_\_\_\_\_

\_\_\_\_\_




Le .....


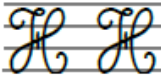
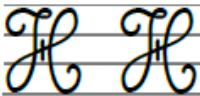

1. Trace le chemin dans la lettre majuscule



2. Repasse les modèles en pointillés.



3. Continue suivant le modèle



Hermine

Hermine

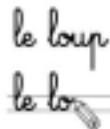
Henri

Henri


Hollande

Hollande

4. Recopie cette phrase en écriture cursive.



☞ Hélène et Hector vont en Hongrie.








Le .....





1. Trace le chemin dans la lettre majuscule



2. Repasse les modèles en pointillés.

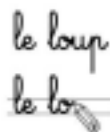


3. Continue suivant le modèle



4. Recopie cette phrase en écriture cursive.

Xavier a visité Xerès en Espagne.






Le .....

1. Trace le chemin dans la lettre majuscule



2. Repasse les modèles en pointillés.



3. Continue suivant le modèle

A handwriting practice section with four rows of three-line guides. Each row starts with a model 'T' in a blue box showing stroke order with red arrows and numbers 1 and 2. This is followed by two solid 'T' characters, a large gap, and one solid 'T' character. The rows contain the following words in cursive script:

- Row 1: Thibault
- Row 2: Tiphaine
- Row 3: Ternay

4. Recopie cette phrase en écriture cursive.

Thierry transforme son tigre du Tibet en tapir.






Le .....




1. Trace le chemin dans la lettre majuscule



2. Repasse les modèles en pointillés.



3. Continue suivant le modèle



4. Recopie cette phrase en écriture cursive.

Zürick est une belle ville en Suisse.

le loup  
le lo



# Révisions

Le .....

A	A
N	N
M	M
J	J
J	J
E	E
G	G
L	L
F	F
E	E
P	P
D	D
B	B

Australie

Norvège

Maroc

Italie

Japon

Chine

Grèce

Liban

Suède

Espagne

Portugal

Danemark

# Révisions

Le .....

R

R

F

F

T

T

O

O

Q

Q

U

U

Y

Y

V

V

W

W

H

H

K

K

X

X

Z

Z

Russie

Finlande

Turquie

Ouganda

Québec

Uruguay

Venezuela

Yémen

Hollande

Kenya

Zaïre